

# Diet of Eastern Imperial Eagle (*Aquila heliaca*) in Bulgaria: composition, distribution and variation

Dimitar Demerdzhiev<sup>‡,§</sup>, Zlatozar Boev<sup>§</sup>, Dobromir Dobrev<sup>‡</sup>, Nikolay Terziev<sup>‡</sup>, Nedko Nedyalkov<sup>§</sup>, Stoycho Stoychev<sup>‡</sup>, Tseno Petrov<sup>‡</sup>

<sup>‡</sup> Bulgarian Society for the Protection of Birds, Sofia, Bulgaria

<sup>§</sup> National Museum of Natural History, Sofia, Bulgaria

Corresponding author: Dimitar Demerdzhiev ([dimitar.demerdzhiev@gmail.com](mailto:dimitar.demerdzhiev@gmail.com))

Academic editor: Caio J. Carlos

## Abstract

The Eastern Imperial Eagle (EIE) is a top predator exploiting different prey in different parts of its distribution. In this study, we summarise data collected over a long period of time (for 25 consecutive years), identifying key prey species in the different regions, as well as clarifying seasonal preferences in the eagle's diet. Most studies on the EIE food composition covering different parts of the species distribution range analyse the breeding season, while data about the winter diet are scarce. To the best of our knowledge, this is the first study detailing the differences in EIE's dietary preferences between the breeding and the winter periods. We identified 4891 specimens belonging to 196 different taxa, which represents the most comprehensive study considering the diet diversity of this threatened species. Mammals represented the largest proportion of the diet, followed by birds and reptiles. Northern White-breasted Hedgehog was the most common prey, accounting for 25.7% of the total prey caught and 26.75% of the biomass. The European Souslik was the second most important prey with 14.35% participation in the eagle's diet, but with a 3.75% contribution to the biomass. As we predicted, prey composition and main prey species varied spatially and seasonally. Modelling differences in the EIE diet, we found that the "territory effect" had the strongest impact on the dietary variations. Diet diversity differed significantly between regions ( $F = 12.6$ ,  $df = 4$ ,  $p = 0.01$ ). During the breeding season, eagles fed mainly on Hedgehogs (29.88%), Sousliks (16.85%) and Storks (7.74%), while the winter diet was predominantly small rodents (44.17%) and songbirds (13.96%). We found that top predators, such as EIE, have successfully adapted to a novel food source, which is abundant in the area. The detected flexibility in the diet of the species and its ability to switch to alternative prey, if available, when the primary prey decreased, should be considered when planning species conservation efforts. Investigating the temporal change of the main prey in the eagle's diet is also crucial for further species conservation measures.

## Keywords

top predator, food spectrum, diet, raptors, long-term studies, population

## Introduction

The Eastern Imperial Eagle (*Aquila heliaca*), hereafter (EIE), is a large-size raptor species breeding from Central Europe, the Balkans, Central Asia and South Siberia to China and Mongolia (BirdLifeInternational 2021). While the European population is considered stable (Demerdzhiev et al. 2011), the species is classified as globally vulnerable and decreasing (BirdLifeInternational 2021). After 2000, following a severe decline during the second half of the 20<sup>th</sup> century, gradual population recovery in Bulgaria has been recorded (Demerdzhiev et al. 2014a, Demerdzhiev et al. 2015), reaching 41 occupied territories in 2021.

The EIE is a top predator exploiting different prey in different parts of the distribution area (Cramp and Simmons 1980, del Hoyo et al. 1994). While Sousliks (*Spermophilus* sp.) are predominant for the largest Eastern populations of Russia and Kazakhstan (Belik et al. 2002, Karyakin et al. 2008, Karyakin et al. 2011, Katzner et al. 2006), in the other parts of the species range, the diet of the EIE consists of different-sized mammals, birds and reptiles. However, in the Carpathian Basin, the main prey species are European Hare (*Lepus europaeus*), European Hamster (*Cricetus cricetus*) and Common Pheasant (*Phasianus colchicus*) (Chavko et al. 2007, Horváth et al. 2010, Horváth et al. 2018, Horal 2011, Wichmann 2011). The EIEs breeding in European Turkey feed mainly on Northern White-breasted Hedgehog (*Erinaceus roumanicus*), tortoises – Hermann's tortoise (*Testudo hermanni*) and Greek tortoise (*Testudo graeca*) and Yellow-legged Gull (*Larus michahellis*) (Demerdzhiev et al. 2014b), while in the Caucasus, reptiles, hedgehogs (*Erinaceus* spp.) and small rodents are predominant in the diet (Abuladze 1996, Horváth et al. 2011).

Sparse data about the diet of the species in Bulgaria were published in the works of Hristovich (1890), Klein (1909), Zhelev et al. (2009) and Stoychev et al. (2012). Partial regional studies on the species food spectrum were provided for the Sredna Gora Mnt. (Simeonov and Petrov 1980), the Sakar Mnt. and the Derwent Heights (Marin et al. 2004). For the Sredna Gora Mnt., the European Souslik (*Spermophilus citellus*) was identified as a major food source (Simeonov and Petrov 1980), while the most common prey for the Sakar Mnt. was the Northern White-breasted Hedgehog and for the Derwent Heights – the European Hare (Marin et al. 2004).

In this study, we summarise data collected over 25 consecutive years, identifying the key prey species in the different regions, as well as clarifying the seasonal preferences in the eagle's diet. Most of the studies on the EIE food composition covering different parts of the species distribution range analyse the breeding season (Katzner et al. 2005, Katzner et al. 2005, Karyakin et al. 2008, Karyakin et al. 2011, Horváth et al. 2010, Horváth et al. 2018,

Demerdzhiev et al. 2014b), while data about the winter diet are scarce (Zhelev et al. 2009, Demerdzhiev 2011, Hasani et al. 2012). To the best of our knowledge, this is the first study detailing the differences in EIE's dietary preferences between the breeding and the winter periods. We predicted that prey composition and main prey species varied amongst geographical regions and seasons.

## Methods

### Study area

We collected dietary data from eagles during the period 1996-2020 from 37 breeding sites distributed in six regions (Table 1) (Fig. 1). In the mountainous habitats (340-1100 m a.s.l.) in the SG and the ER, the eagles breed on Sessile oak (*Quercus petraea*) and Scots pine (*Pinus silvestris*). The species mountain habitats are identical, characterised by small open spaces (pastures and meadows) and considerable forest cover (Demerdzhiev 2011). The EIEs in other regions of south-east Bulgaria occupy hills and lowlands, where pastures, meadows, agricultural fields and small forest patches form habitats of different structure. They build their nests on single trees or in small groups of trees, mainly hybrid poplars (*Populus* sp.) or Hungarian oak (*Quercus frainetto*), Downy oak (*Quercus pubescens*) and Turkey oak (*Quercus cerris*), often along small streams or in ravines. The habitats in the Sakar Mnt. and the DHWstr. are characterised by pastures, meadows, at times overgrown with shrub formations of Oriental hornbeam (*Carpinus orientalis*) and Christ's thorn (*Paliurus spina-christi*) with xerothermal grass formations (Bondev 1991). The habitats in the SP and the EYP consist of intensive agricultural fields and smaller grassland patches without forests.

### Data collecting

Each nesting site was visited twice in each of the following periods: November-February, June-August (post-fledging period). Food remains, bones, feathers and pellets were collected inside and under nests and roosts (Katzner et al. 2005). The following type of remains were not included in the data in order to reduce the bias of indirect sampling, even if they were found under the nest sites or roosting trees: (1) single feathers, which could be shed by live birds; (2) full carcasses of large animals, which could not be brought there by the eagles; (3) old or deteriorated samples, which could have remained from previous years (Horváth et al. 2018). A total of 2471 pellets and 10780 bones and bone fragments were collected. This material was identified through the comparative osteological collections of the National Museum of Natural History at the Bulgarian Academy of Sciences. Whenever possible, the minimum number of individuals (MNI) in each pellet or prey remains was estimated, based on the number of skeletal or keratinised body parts (Katzner et al. 2005). The MNI was determined by taking into account the age (juvenis, subadultus, adultus), the sex and the size differences between individuals.

## Data analyses

The materials collected from 1 June to 31 August were referred to the eagles' breeding season and those from 1 November to 1 March to their autumn-winter diet. The body mass of the specimens of the various species was determined by Petrov (1964), Simeonov and Petrov (1980), Boev (1986), Simeonov et al. (1990), Böhme (1993), Kunstmüller (2000), Dunning (2008) and Aulagner et al. (2009). An average body mass was given, calculated on the basis of the average mass of individual specimens. When the material was identified up to genus level, the average values for the presented species of the genus were given. The carrion biomass was not taken into account.

In order to identify the diet differences between regions and seasons, the prey items were grouped into the following main categories, based on their specific ecological requirements: Lizards & Snakes (Squamata), Tortoises (Testudines), Water birds (Anatidae, Ardeidae), Poultry (*Gallus gallus* f. *domestica*, *Anser anser* f. *domestica*, *Meleagris gallopavo* f. *domestica*, *Pavo cristatus* f. *domestica*), Phasianids (Phasianidae), Gulls (Laridae), Doves (Columbidae, Feral Pigeon), Song birds (Non-Corvidae Passerines), Corvids (Corvidae), Stork (*Ciconia ciconia*), Raptors & Owls (Accipitridae, Falconidae, Strigidae, Tytonidae), Hedgehog, Hare, Souslik, Rodents (Rodentia excl. European Souslik), Carnivores (Carnivora), Carrion (Artiodactyla, Perissodactyla) and Other Animals.

To understand differences in diets amongst regions, we used Generalised Linear Mixed Models (GLMM) with Poisson distribution and Log link function. Our response variable was region and our predictors were food categories that showed high Likelihood Score ( $p \leq 0.07$ ) in the likelihood estimation (Table 2). We ran our "Global model" in two scales: first with prey items and second with biomass adjusted data as a predictor variable. We merged territories from SG ( $n = 2$ ) and ER ( $n = 1$ ) into a group of high mountain regions (HM) due to the small sample sizes and the similar habitat conditions (Demerdzhiev 2011). "Eagle territory" was included in the models as a random effect. To determine which diet factors would affect the region differences, we used Akaike Information Criterion, corrected for small sample sizes ( $AIC_c$ ), for model selection and chose the models with the lowest  $AIC_c$  value from the set of our candidate models. All models with an  $AIC_c$  value  $< 2$  from the model with the lowest  $AIC_c$  ( $AIC_{cmin}$ ) were considered best models ( $\Delta AIC_c = AIC_c - AIC_{cmin}$ ) (Burnham and Anderson 2002).

The relative importance of each model was estimated through the weight of  $AIC_c$  ( $w$ ), so that all the weights for all models added up to 1. We also used explanatory parameter estimates with Lower (95%) and Upper CL (95%) and a probability value ( $p$ ) of the explanatory factors.

To find out the diet differences between seasons, we used the non-parametric Mann-Whitney U Test with continuity correction.

All data were analysed using Statistica for Windows, Release 12 (StatSoft Inc 2013), R v. 2.15.2 (R Core Team 2012) and Past Version 3.14 (Hammer et al. 2001). Results with  $p \leq 0.05$  were considered significant. Values were provided as means  $\pm$  SE.

## Results

### Diet diversity

We identified 4891 specimens belonging to 196 different taxa (Suppl. material 1). Mammals represented the largest proportion of the diet (64.34% of individuals; 56.13% of biomass), followed by birds (25.5% of individuals; 36% biomass) and reptiles (8.81% presence; 7.14% biomass). Amphibians, fishes and insects had less than 2% participation in the eagle's diet. Of all identified preys, the greatest diversity was found in birds, at least 109 taxa (ca. 25% of the country's avifauna), followed by mammals ( $n = 54$  taxa, ca. 50% of the country's mammalian fauna), reptiles ( $n = 17$  taxa, ca. 50% of the country's herpetofauna), fish ( $n = 9$  taxa), insects ( $n = 4$  taxa) and amphibians ( $n = 2$  taxa). One species of crab was also found in the eagle's diet. Northern White-breasted Hedgehog was the most common prey, accounting for 25.7% of the total prey caught and 26.75% of the biomass. The European Souslik was the second most important prey with 14.35% participation in the eagle's diet, but with 3.75% contribution to the biomass. The Common Vole (*Microtus arvalis*) accounted for 7.52% of the prey items, but less than 0.5% of the biomass, followed by the White Stork with 6.42% participation and 21.73% contribution to the biomass and the European Hare (5.46% of the victims; 16.41% of the biomass).

### Regional differences in the diet

Modelling differences in the EIE diet, we found that "random effect" had the strongest impact on the dietary variations (Table 3). This factor determined the first-ranked model both with regard to identified prey items ( $\Delta AIC = 0.00$ ,  $w = 0.46$ ) and biomass contribution ( $\Delta AIC = 0.00$ ,  $w = 0.57$ ). Presence of Northern White-breasted Hedgehog, Tortoises, Lizards & Snakes and biomass from Lizards & Snakes and Rodents shaped regional differences of eagle's diet (Table 3). However, territories from Sakar Mnt. had a more powerful effect on dietary differences ( $\beta = 0.12 \pm 0.05$ ,  $p = 0.01$ ) (Table 3).

Diet diversity differed significantly between regions ( $F = 12.6$ ,  $df = 4$ ,  $p = 0.01$ ), being higher in the EYP ( $H' = 3.488$ ,  $n = 821$ ) and the Sakar Mnt. ( $H' = 3.119$ ,  $n = 1961$ ) and lower in the SG & ER ( $H' = 2.516$ ,  $n = 407$ ). Regional differences were due to a much lower proportion of Lizards & Snakes in the SG (0.56%) and the SP (3.39%) and higher in the Sakar Mnt. (9.18%) and EYP (7.06%) (Fig. 2). Hedgehog was a common prey for eagles in the DHWstr. (37.07%) and the Sakar Mnt. (28.71%) and rare in the SP (15.69%) and high mountains (ER: 4.17%; SG: 3.62%). In contrast, eagles in the SG exploited mainly Sousliks (38.44%) and other rodents (39.27%), while in the DHWstr. (3.59%) and the EYP (5.97%), the Sousliks share in the diet was lower (Fig. 2). Eagles from DHWstr. exploited tortoises as an additional prey (4.03%) much more than those breeding in SG

(0.28%) and EYP (1.58%). However, tortoises were practically not present in the eagle diet from SP. White Stork was common prey for eagles breeding in DHWstr. (13.76%) and very rare for territories in HM (0.74%) and SP (0.53%).

## Seasonal differences in the diet

The seasonal differences in the EIE diet were determined considering six major food components (Fig. 3). During the breeding season ( $n = 4096$  preys), eagles fed mainly on Hedgehogs (29.88%), Sousliks (16.85%) and Storks (7.74%). Tortoises also showed significant seasonal differences ( $Z = 1.98$ ,  $p = 0.05$ ). The winter diet ( $n = 795$  prey) included exclusively small rodents (44.17%) and songbirds (13.96%). The proportion of Carnivores was greater in the winter period (6.42%), although the differences when compared to the summer (2.39%) were not significant ( $Z = 1.88$ ,  $p = 0.06$ ). The consumption of carrion by eagles in winter (3.52%) was greater than in the breeding season (1.46%), but there was no trend ( $Z = 1.46$ ,  $p = 0.14$ ). The diet diversity index in winter ( $H' = 3.474$ ) was also larger than the mean value in the breeding season ( $H' = 3.063$ ) (Fig. 3).

## Discussion

The great diversity of species in the food spectrum of the EIE proved its opportunism towards feeding. The identification of nearly two hundred different taxa of victims in our study supported the hypothesis of successful adaptation of the EIE to food sources (Katzner et al. 2005, Demerdzhiev et al. 2014b, Horváth et al. 2018). This was probably related to the habitat heterogeneity in Bulgaria since more diverse habitats would mean more and diverse prey (Penteriani et al. 2002). However, this issue needs further clarification.

Mammals were the most common group of vertebrates in the EIE's diet in our study, as well as in previous studies (Katzner et al. 2006, Karyakin et al. 2008, Karyakin et al. 2011, Horváth et al. 2010, Horváth et al. 2018, Demerdzhiev et al. 2014b), but the species can exploit various animals in the different parts of its distribution range (Abuladze 1996, Turchin and Sobolev 1996, Karyakin 1999, Belik et al. 2002, Sorokin 2009, Horváth et al. 2011). Our data demonstrated that four prey species – Northern White-breasted Hedgehog, European Souslik, White Stork and European Hare - were the most important prey in the diet of the EIE in Bulgaria. Hedgehogs (*Erinaceus* sp.) were rarely found in the eagle's diet in the Pannonian population (Chavko et al. 2007, Horváth et al. 2010, Horváth et al. 2018) and in the large eastern population in Russia and Kazakhstan (Lobachev 1960, Varshavskii 1973, Karyakin 1999, Bragin 2000, Katzner et al. 2006). However, hedgehogs were amongst the main prey species of the eagles in European Turkey (Demerdzhiev et al. 2014b) and Caucasus (Horváth et al. 2011). Storks were found as victims of pairs distributed in European Turkey, but in a lower proportion (Demerdzhiev et al. 2014b). The European Hare was the most important prey in the EIE diet in the Carpathian Basin (Chavko et al. 2007, Horváth et al. 2010, Horváth et al. 2018, Horal 2011, Wichmann 2011).

Sousliks were an essential food source for EIE breeding in the vast areas of Russia and Kazakhstan (Varshavskii 1973, Solomatin 1974, Belik et al. 2002, Katzner et al. 2006, Karyakin et al. 2011, Karyakin et al. 2008, Ryabcev 1999). Reduction of their share in the species' diet was reported for the agricultural habitat in the Ural Mnts. (Korovin 2004), as well as for the Pannonian population (Horváth et al. 2010, Horváth et al. 2018). In the European part of Turkey, the European Souslik ranked fourth with 10.65% participation (Demerdzhiev et al. 2014b).

Supporting previous findings for the EIE breeding in Kazakhstan (Katzner et al. 2005), we recorded regional diet differences. We found that dietary differences of eagles were strongly influenced by the individual territory that was occupied. The EIE preferred nesting near a high-density prey resource and used that resource almost exclusively, but in places with no such predominant high-density prey species, their diet was more diverse (Katzner et al. 2006). This circumstance was also confirmed by our study. Eagles breeding in the SG and the SP, feeding mainly on Sousliks, a colonial prey that dominated in these regions, had lower diet diversity. Similarly, eagles from the DHWstr., exploiting exclusively hedgehogs (almost 40% of their diet), also had a low diet diversity index. On the other hand, pairs in the EYP and the Sakar Mnt., with no single prevailing food resource, used diverse food. A similar dietary pattern was described for a territorial top scavenger, also hunting actively, such as the Egyptian Vulture (*Neophron percnopterus*) (Dobrev et al. 2016). The EIE can successfully adapt to changes in the availability of prey species and utilise the most available prey sources (Demerdzhiev et al. 2014b, Katzner et al. 2005). Feeding on Storks or Hedgehogs when Sousliks are scarce is a good example of such adaptation. In the Sakar Mnt. and the neighbouring DHWstr., flocks of 50 to 250 non-breeding White Storks use the area as a foraging and roosting site during the summer (April to September) (Demerdzhiev 2011). Therefore, eagles have successfully adapted to this novel source, which is abundant in the area. A similar example was the inclusion in the eagle's diet of various reptiles, such as Tortoises and different species of Snakes, abundant in the occupied territory and supplementing the main food source.

Our study confirmed previous findings on the EIE diet in the SG (Simeonov and Petrov 1980) identifying Sousliks as the main prey and repudiated the results of Marin et al. (2004) reported for the Sakar Mnt. and the Dervent Heights. According to Marin et al. (2004), the amount of Sousliks in the eagles' diet from the Sakar Mnt. was very small (1.67%) and the domestic chicken was listed as the second most frequent component, accounting for 10.83%. Moreover, our study did not confirm the data assessing the European Hare (25%) as the main food source in the Dervent Heights, followed by chicken (20.83%) and European Souslik, Grey Partridge (*Perdix perdix*) and White Stork, each with an equal share (10.42%). These differences between the two studies were certainly not due to a change in the hunting behaviour of the eagles or a dramatic change in the prey availability. Marin et al. (2004) studied three nests in the Sakar Mnt. and one nest in the Dervent Heights and identified only 154 specimens of prey, findings which differ considerably from our large dataset. We highlight that this contrast can be explained by the different data collection methodology and the different volume of samples.

As we predicted, the EIE used different food resources during different seasons. While Hedgehog, Soudk and White Stork were eaten in the breeding season, in winter, the eagles fed exclusively on different rodents, mostly voles (*Microtus* sp.). However, the share of songbirds also increased significantly in the winter diet. The EIE used different foraging techniques including active hunting, kleptoparasitism or followed and foraged after tractors in agricultural fields (Danko and Mihók 2007, Zhelev et al. 2009, Demerdzhiev 2011, Horváth et al. 2018). A part of the small Passeriformes or Rodents were probably stolen from other predators or Corvids. Some of the voles and other murids were collected after land ploughing by tractors. In winter, biomass was mostly provided by carnivores and other large mammals carrion. Similar results were found for EIE overwintering in the Arabian Peninsula (Hasani et al. 2012). During this period, when food resources were limited and weather conditions were unfavourable, the EIE used various food sources and had a more diverse diet.

As with other studies (Sánchez et al. 2008, Horváth et al. 2018) concerning the diet of top predators, the inevitable limitation in our survey was related to the probability that the analysis of prey remains and/or pellets might estimate inaccurately the relative proportion of larger- (e.g. Storks, Hare) and smaller- (e.g. Vole) sized prey species, when compared to each other, caused by their different detectability. However, such large datasets indicate well the overall importance of key prey species within a region, as common prey must be detected regularly, while rare ones will be found only occasionally (Katzner et al. 2005, Horváth et al. 2018).

## Conservation implication

Our study reveals that Northern White-breasted Hedgehog, European Soudk, White Stork and European Hare were the most important prey in the diet of the EIE in Bulgaria. In summary, the species has an extremely variable diet and our work provided clear evidence of the seasonal and spatial diet diversity concerning main food sources. Availability and abundance of different prey species in the individual eagle territory determine its foraging pattern and shape diet differences. Eagles occupied territories with high-density or abundant prey exploiting exclusively that particular prey and had lower diet diversity and *vice versa* and with no single prevailing food resource, the diet was more diverse.

We found that a top predator, such as EIE, had successfully adapted to the novel food source, which was abundant in the area. The detected flexibility in the diet of the species and its ability to switch to alternative prey, if available, when the primary prey decreased, should be considered when planning species conservation efforts. If the EIE utilises a single, most abundant prey source, it depends entirely on the availability of that specific prey source (Horváth et al. 2018). This calls for the preservation of important foraging habitats, harbouring more and diverse prey, such as various mammals, birds or reptiles. In Bulgaria, a large-scale habitat alteration of the foraging places of eagles was recorded in the past decade, resulting in territory abandonment and reduced territory quality (authors data). Therefore, further research is required to better understand the links amongst habitat change, diet diversity and dietary response of the EIE.



## Acknowledgements

We would like to thank Ass. Prof. Georgi Popgeorgiev, Dr. Vladimir Vergilov, Ass. Prof. Nikolay Tzankov and Andrey Stoyanov for their assistance with the identification of the remains of amphibians and reptiles, to Prof. Vassil Popov and Prof. Nikolay Spassov for identification of some mammalian remains, to Prof. Mladen Jivkov and Ass. Prof. Tihomir Stefanov for identification of the fish prey. Our special thanks go to Atanas Demerdzhiev, Atanas Delchev, Aleksandar Georgiev, Dimitar Plachiyski, Georgi Georgiev, Georgi Gerdzhikov, Hristo Hristov, Iliya Iliev, Ivaylo Angelov, Kiril Metodiev, Krasimir Andonov, Krasimira Demerdzhieva, Mariana Valcheva, Marin Kurtev, Milan Bakalov, Stefan Avramov, Svetoslav Spasov, Vanyo Angelov, Vera Dyulgerska, Vladimir Dobrev, Vladimir Trifonov and Volen Arkumarev, who took part in the fieldwork. Without their assistance, this survey would not have been possible. We are grateful to Caio J. Carlos and Todd Katzner for their valuable review, comments and recommendations on the paper.

## Funding program

Life+ Project "Conservation of imperial eagle and saker falcon in key Natura 2000 sites in Bulgaria" (LIFE+07 NAT/BG/000068)

Life Project "Restoration and sustainable management of Imperial Eagle's foraging habitats in key Natura 2000 sites in Bulgaria"(LIFE14 NAT/BG/001119)

## Ethics and security

All ethical norms and standards were observed during the implementation of the surveys and the preparation of this manuscript.

Permits for exemption from the prohibitions related to the Eastern Imperial Eagle imposed by Art. 38 of the Biological Diversity Act, namely capturing for tagging, disturbance during the breeding season, rescuing individuals from abandoned broods and collecting found dead individuals, food material, as well as keeping and transporting the latter in order to implement relevant scientific surveys, were provided by the Ministry of Environment and Water of Bulgaria, No. 203/25.05.2009; No. 408/12.05.2011.

## Author contributions

Dimitar Atanasov Demerdzhiev conceived and designed the study. Dimitar Atanasov Demerdzhiev, Dobromir Damyanov Dobrev, Nikolay Georgiev Terziev, Tseno Hristov Petrov, Nedko Petkov Nedyalkov and Stoycho Andonov Stoychev performed the fieldwork. Dimitar Atanasov Demerdzhiev, Zlatozar Nikolaev Boev, Nedko Petkov Nedyalkov and Dobromir Damyanov Dobrev processed and analysed the data. Dimitar Atanasov

Demerdzhiev wrote the manuscript. All co-authors commented the manuscript. All co-authors read and approved the final manuscript.

## Conflicts of interest

The authors declare that they have no competing interests.

## References

- Abuladze A (1996) Ecology of the Imperial Eagle *Aquila heliaca* in Georgia. In: Meyburg B, Chancellor RD (Eds) Eagle Studies, WWGBP, Berlin, London Paris. 549 pp. [ISBN 3-9801961-1-9].
- Aulagner S, Haffner R, Mitchell-Jones A, Moutou F, Zima J (2009) Mammals of Europe, North Africa and the Middle East. Christopher Helm, 272 pp. [ISBN 9781472960993]
- Belik V, Galushin V, Bogomolov D (2002) Results of the Imperial Eagle (*Aquila heliaca*) project in Russia during 1996 and 1997. *Aquila* 107-108: 177-181.
- BirdLifeInternational (2021) Species factsheet: *Aquila heliaca*. Downloaded from: <http://www.birdlife.org>. Accessed on: 2021-3-06.
- Boev Z (1986) Comparative morphological studies of herons (Family Ardeidae - Aves) from Bulgaria. National Museum of Natural History, Bulgarian Academy of Science, 193 pp. [In Bulgarian with English summary].
- Böhme W (1993) Askulapnatter (*E. longissima* Laurenti 1768). In: Böhme W (Ed.) Handbuch der Reptilien und Amphibien Europas. Aula Verlag. [ISBN 978-3-89104-790-3].
- Bondev Z (1991) Flora in Bulgaria. "Kliment Ohridsky", Sofia, 180 pp. [In Bulgarian].
- Bragin E (2000) On the demography of the imperial eagle *Aquila heliaca* in Kazakhstan. In: Chancellor R, Meyburg B-U (Eds) Raptors at Risk. WWGBP/Hancock House, 409-413 pp.
- Burnham K, Anderson D (2002) Model selection and multimodel inference: a practical information-theoretic approach. 2nd Edition. Springer, New York, 488 pp. [ISBN 978-0-387-95364-9]
- Chavko J, Danko Š, Obuch J, Mihók J (2007) The food of the imperial eagle (*Aquila heliaca*) in Slovakia. *Slovak Raptor Journal* 1: 1-18. <https://doi.org/10.2478/v10262-012-0001-y>
- Cramp S, Simmons K (1980) Birds of the Western Palearctic. 2. Oxford University Press, Oxford.
- Danko Š, Mihók J (2007) Kleptoparasitism by raptors, focusing on the Imperial Eagle (*Aquila heliaca*). *Slovak Raptor Journal* 1: 29-33. <https://doi.org/10.2478/v10262-012-0004-8>
- del Hoyo J, Elliott A, Sargatal J (1994) Handbook of the birds of the world. In: del Hoyo J, Elliott A, Sargatal J (Eds) New World vultures to guinea fowl. 2. Lynx Editions, Barcelona.
- Demerdzhiev D (2011) Eastern Imperial Eagle (*Aquila heliaca heliaca* Savigny, 1809) (Accipitridae – Aves) in Bulgaria – distribution, biology, ecology, numbers, and

- conservation measures. National Museum of Natural History, Bulgarian Academy of Science, Sofia, 180 pp. [In Bulgarian with English Summary].
- Demerdzhiev D, Horváth M, Kovács A, Stoychev S, Karyakin I (2011) Status and population trend of the Eastern Imperial Eagle (*Aquila heliaca*) in Europe in the period 2000-2010. Acta Zoologica Bulgarica Supplement (3): 5-14.
  - Demerdzhiev D, Stoychev S, Dobrev D, Spasov S, Terziev N (2014a) Conservation measures undertaken to improve the population status of eastern imperial eagle (*Aquila heliaca*) in Bulgaria. Slovak Raptor Journal 8 (1): 27-39. <https://doi.org/10.2478/srj-2014-0007>
  - Demerdzhiev D, Dobrev D, Isfendiyaroglu S, Boev Z, Stoychev S, Terziev N, Spasov S (2014b) Distribution, abundance, breeding parameters, threats, and prey preferences of the eastern imperial eagle (*Aquila heliaca*) in European Turkey. Slovak Raptor Journal 8 (1): 17-25. <https://doi.org/10.2478/srj-2014-0004>
  - Demerdzhiev D, Stoychev S, Dobrev D, Spasov S, Oppel S (2015) Studying the demographic drivers of an increasing Imperial Eagle population to inform conservation management. Biodiversity and Conservation 24: 627-639. <https://doi.org/10.1007/s10531-014-0841-0>
  - Dobrev V, Boev Z, Arkumarev V, Dobrev D, Kret E, Saravia V, Bounas A, Vavylis D, Nikolov S, Oppel S (2016) Diet is not related to productivity but to territory occupancy in a declining population of Egyptian Vultures *Neophron percnopterus*. Bird Conservation International 26: 273-285. <https://doi.org/10.1017/S0959270915000155>
  - Dunning J (2008) Handbook of avian body masses. CRC Press, Taylor & Francis Group, 666 pp. [ISBN 9781420064445]
  - Hammer O, Harper D, Ryan P (2001) PAST: Paleontological statistics software package for education and data analysis. Paleontologia Electronica 4 (1): 9.
  - Hasani I, Azar J, Nishimura K, Amr Z, Katzner T (2012) Distribution, diet, and winter ecology of the Imperial Eagle *Aquila heliaca* in Jordan. Vertebrate Zoology 62 (2): 273-280.
  - Horal D (2011) Eastern Imperial Eagle *Aquila heliaca* in the Czech Republic. Acta Zoologica Bulgarica Supplement 3: 55-59.
  - Horváth M, Szitta T, Firmánszky G, Solti B, Kovács A, Moskát C (2010) Spatial variation in prey composition and its possible effect on reproductive success in an expanding Eastern Imperial Eagle (*Aquila heliaca*) population. Acta Zoologica Academiae Scientiarum Hungaricae 56: 187-200.
  - Horváth M, Sultanov E, Fatér I, Isayev S, Karimov T (2011) Population size, breeding success and diet composition of Eastern Imperial Eagle in North-western Azerbaijan. Proceeding of conference "The birds of prey and Owls in Caucasus", Georgia. Tbilisi, 2 pp.
  - Horváth M, Solti B, Fatér I, Juhász T, Haraszthy L, Szitta T, Ballók Z, Pásztor-Kovács S (2018) Temporal changes in the diet composition of the Eastern Imperial Eagle (*Aquila heliaca*) in Hungary. Ornis Hungarica 1 (1): 1-26. <https://doi.org/10.1515/orhu-2018-0001>
  - Hristovich G (1890) Materials for studying Bulgaria's fauna. Folklore collection 2 [In Bulgarian].
  - Karyakin I (1999) Eastern Imperial Eagle – distribution, population status, and perspectives for the conservation of the species (*Aquila heliaca*) in Russia. 1. UCBR, Moscow. [In Russian].

- Karyakin I, Nikolenko E, Levin A, Kovalenko A (2008) Imperial Eagle in Russia and Kazakhstan: Population status and trends. *Raptor Conservation* 14: 18-27.
- Karyakin I, Kovalenko A, Levin A, Pazhenkov A (2011) Eagles of the Aral – Caspian Region, Kazakhstan. *Raptor Conservation* 22: 92-153.
- Katzner T, Bragin E, Knick S, Smith A (2005) Relationship between demographics and diet specificity of Eastern Imperial Eagle *Aquila heliaca* in Kazakhstan. *Ibis* 147: 576-586. <https://doi.org/10.1111/j.1474-919X.2005.00443.x>
- Katzner T, Bragin E, Knick S, Smith A (2006) Spatial structure in the diet of Eastern Imperial Eagle *Aquila heliaca* in Kazakhstan. *Journal of Avian Biology* 37: 594-600. <https://doi.org/10.1111/j.2006.0908-8857.03617.x>
- Klein E (1909) Bulgarian birds described for farmers, foresters, hunters, and nature lovers. Pchela.
- Korovin V (2004) Eastern Imperial Eagle (*Aquila heliaca*) – Birds in agricultural landscapes in Ural. Ural publishing house, Ekaterinburg, 504 pp. [In Russian].
- Kunstmüller I (2000) The food ecology and the diet composition of Eagle Owl (*Bubo bubo*) at the breeding sites in the Bohemian-Moravian highlands, Czech Republic. *Crex* 16: 50-59.
- Lobachev V (1960) Diet of the Eastern Imperial Eagle in the NE Pre-Aral region. *Ornithology* 3: 366-368. [In Russian].
- Marin S, Ivanov I, Georgiev D, Boev Z (2004) On the food of the Imperial Eagle *Aquila heliaca* on Sakar Mountain and Dervent Heights, Bulgaria. In: Chancellor R, Meyburg BU (Eds) *Raptors worldwide*. World working group of birds of prey, 890 pp. [ISBN 963-86418-1-9].
- Penteriani V, Gallardo M, Roche P (2002) Landscape structure and food supply affect eagle owl (*Bubo bubo*) density and breeding performance: a case of intra-population heterogeneity. *Journal of Zoology* 257: 365-372. <https://doi.org/10.1017/S0952836902000961>
- Petrov P (1964) Variability in the body mass of European hare (*Lepus europaeus*, Pall.) in Bulgaria. *Forestry science* 1 (4): 73-81. [In Bulgarian].
- R Core Team (2012) R: A language and environment for statistical computing.
- Ryabcev V (1999) Eastern Imperial Eagle in Siberia. In: *Imperial Eagle – distribution, population status, and perspectives for the conservation of the species (Aquila heliaca)* in Russia. Bird Conservation Union of Russia
- Sánchez R, Margalida A, González LM, Oria J (2008) Biases in diet sampling methods in the Spanish Imperial Eagle *Aquila adalberti*. *Ornis Fennica* 85: 82-89.
- Simeonov S, Petrov T (1980) Studying the diet of Eastern Imperial Eagle (*Aquila heliaca* Savigny), Common Buzzard (*Buteo buteo* L.), and Rough-legged Buzzard (*Buteo lagopus* Brünnich) in Bulgaria. *Ecology* 7: 22-30. [In Bulgarian].
- Simeonov S, Michev T, Nankinov D (1990) Fauna of Bulgaria. Aves 1, 20. BAS [In Bulgarian].
- Solomatin A (1974) Eastern Imperial Eagle and Saker Falcon in the Turgay plateau and the environment. *Newsletter MSNS* 79 (3): 40-51. [In Russian].
- Sorokin A (2009) Kondo-Alymyskaya Ornithological Anomaly, Russia. *Raptor Conservation* 15: 90-96.
- StatSoft Inc (2013) Statistica (data analysis software system), version 12. URL: [www.statsoft.com](http://www.statsoft.com)

- Stoychev S, Demerdzhiev D, Petrov T (2012) National Action Plan for Conservation of Imperial Eagle (*Aquila heliaca*) in Bulgaria 2012-2020. MOEW, Sofia. 71 pp.
- Turchin V, Sobolev S (1996) Current state and perspectives for the Eastern Imperial Eagle to the southeast of the Chernozem centre. Berkut 2: 134-136. [In Russian].
- Varshavskii B (1973) Some landscape-ecological peculiarities of the food of Long-legged Buzzard, Eastern Imperial Eagle, and Steppe Eagle in the northern Pre-Aral region. Newsletter Moscow Society for Nature Studies 3: 30-37. [In Russian].
- Wichmann G (2011) The situation of the Eastern Imperial Eagle *Aquila heliaca* in Austria. Acta Zoologica Bulgarica Supplement 3: 37-40.
- Zhelev P, Gradev G, Ivanov I, Georgiev D (2009) On the food spectrum of juvenile Eastern Imperial Eagles (*Aquila heliaca* Savigny, 1809) in Southern Bulgaria. Ecologia Balkanica 1: 51-58. [In Bulgarian].

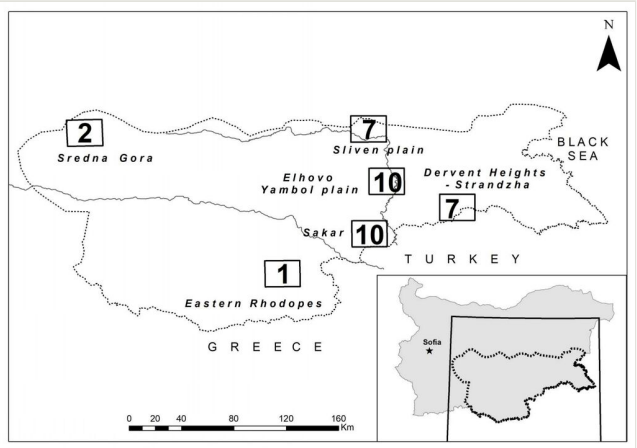


Figure 1.  
Map of the studied nests.

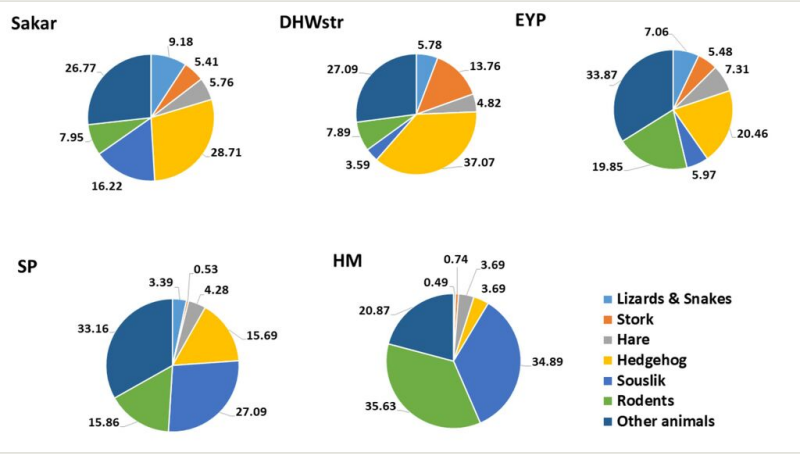


Figure 2.  
Distribution of the main food components of EIE diet in different regions (HM includes Sredna Gora Mnt. and Eastern Rhodope Mnt.).

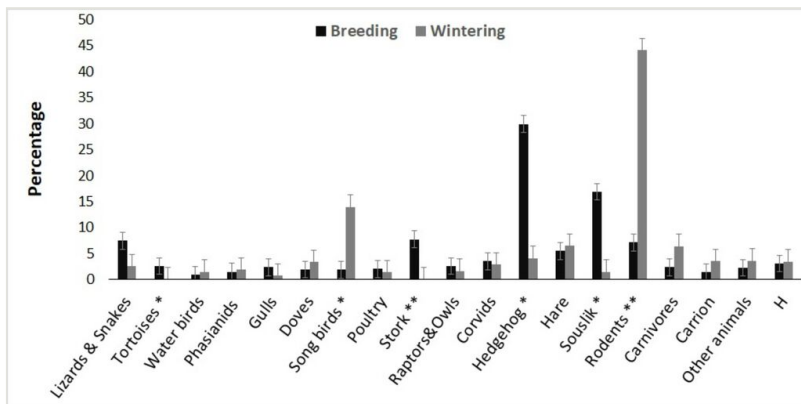


Figure 3.

Proportion of different food categories in different seasons. Significant values are marked with:  
 \*  $p \leq 0.05$ ; \*\*  $p \leq 0.01$ .



Table 1.

Distribution of localities and breeding attempts with collected food material.

Region	Number of breeding sites	Number of breeding attempts
Sredna Gora Mnt. (SG)	2	20
Eastern Rhodope Mnt. (ER)	1	5
Sakar Mnt.	10	126
Dervent Hights-Western foothills of Strandzha Mnt. (DHWstr.)	7	65
Elhovo-Yambol Plain (EYP)	10	58
Sliven Plain (SP)	7	32
<b>TOTAL</b>	<b>37</b>	<b>306</b>

Table 2.

Likelihood estimation of different food categories was used to describe the regional differences in the EIE diet. Categories included in GLMM's are given in bold.

Variable	Degrees of Freedom	Likelihood Score	p
<b>Lizards &amp; Snakes</b>	<b>1</b>	<b>4.6</b>	<b>0.03</b>
<b>Tortoises</b>	<b>1</b>	<b>3.25</b>	<b>0.07</b>
Poultry	1	0.01	0.93
Stork	1	2.43	0.12
Raptors & Owls	1	1.85	0.17
Corvidae	1	0.74	0.39
Other birds	1	0.26	0.61
<b>Hedgehog</b>	<b>1</b>	<b>3.32</b>	<b>0.07</b>
Hare	1	2.35	0.12
Souslik	1	1.26	0.26
<b>Rodents</b>	<b>1</b>	<b>3.4</b>	<b>0.07</b>
Carnivores	1	0.27	0.6
Other animals	1	0.27	0.6

Table 3.

List of GLMMs used for the analysis of EIE diet; Food components in their participation as a prey item (A) and biomass contribution (B) were presented. All models with  $\Delta AIC < 2$  were considered best models; model weight value ( $w$ ); RI – relative importance value of each of the candidate models; Parameter estimates  $\pm$  SE, Lower (95%) and Upper CL (95%) of explanatory factors, their importance value (Wald Stat.) and a probability value ( $p$ ) were taken from the average model.

<b>N</b>	<b>Model structure (A)</b>	<b>AIC</b>	<b><math>\Delta AIC</math></b>	<b><math>w</math></b>	<b>RI</b>	<b>p</b>
1	Random effect	195.24	0.00	0.46	1	0.005
2	Hedgehog	197.04	1.80	0.19	0.41	0.01
3	Tortoises	197.11	1.87	0.18	0.39	0.01
4	Lizards & Snakes	197.22	1.98	0.17	0.37	0.01
<b>N</b>	<b>Model structure (B)</b>	<b>AIC</b>	<b><math>\Delta AIC</math></b>	<b><math>w</math></b>	<b>RI</b>	<b>p</b>
1	Random effect	195.24	0.00	0.57	1	0.005
2	Lizards & Snakes	197.15	1.91	0.22	0.39	0.01
3	Rodents	197.24	2.00	0.21	0.37	0.01
<b>N</b>	<b>Explanatory variables</b>	<b>Estimate</b>	<b>St. err.</b>	<b>Wald Stat.</b>	<b>Lower CL/Upper CL</b>	<b>p</b>
1	Random effect	4.72	0.11	1824.78	4.51 / 4.94	< 0.001
2	Hedgehog	0.01	0.02	0.19	-0.02 / 0.04	0.66
3	Tortoises	0.01	0.02	0.13	-0.03 / 0.04	0.72
4	Lizards & Snakes	0.0005	0.03	0.0001	-0.06 / 0.06	0.99
5	Rodents	-0.003	0.05	0.003	-0.1 / 0.1	0.96

## Supplementary material

### **Suppl. material 1: Brief descriptions of different taxa found in the diet of the EIE in Bulgaria**

**Authors:** Dimitar Demerdzhiev, Zlatozar Boev, Dobromir Dobrev, Nikolay Terziev, Nedko Nedyalkov, Stoycho Stoychev, Tseno Petrov

**Data type:** Table

[Download file](#) (44.10 kb)